

Te Roopu Taurima

Annual Report 2023—2024

**Tari Matua and
Tari ki Tāmaki Makaurau
National Office and
Auckland Office**

650 Great South Road
Ellerslie, Auckland 1051
PO Box 22346
Otahuhu, Auckland 1640
Auckland 1064
Phone: 09 2766282

**Tari Te Tai Tokerau
Northland Office**

56 Kamo Road
Kensington, Whangārei 0112
Phone: 09 405 2654

**Tari Te Kirikiriroa
Waikato Office**

15a Norton Road
Frankton 3204
PO Box 1406
Hamilton 3240
Phone: 07 846 9260

**Tari Te Ōtautahi
Christchurch
(South Island) Office**

346 Flaxton Road
Rangiora, Christchurch 7400
Phone: 03 313 2479

 [terooputaurima](https://www.facebook.com/terooputaurima)

www.terooputaurima.org.nz



A year in reflection

Ko te Atua to taatou piringa
ka puta ka ora,

E tangi mapu kau ana te ngaakau
whakahii ki too taatou Kiingi ki a Kiingi
Tuheitia Potatau Te Wherowhero te
tuawhitu kua whataukitia te koorero ko
Kiingi Tuheitia ki te rangi, Ko te Arikini
Kuini Nga wai hono i te po ki te whenua,
ka hiiri, ka hiiri te ingoa o te Kuini Maaori

Haere e ngaa mate taaruuru nui o roto i
ngaa niao o te motu haere mai haere...

Hoki ora mai ki a taatou,

Teenaa taatou katoa.

2023/24 has brought its share of challenges and changes within the political and funding landscapes. Yet, it has also been a time of celebration, connection, and resilience. This year, we embraced opportunities to come together more often, finding joy and unity in shared moments.

Among the highlights was the joyous Tāngata Matariki Ball, held in honour of Matariki, and the many seasonal gatherings in each rohe, where kai and connection across our organisation were key. These occasions reflect our commitment to fostering environments where our tāngata, kaimahi, and whānau can engage, celebrate, and work together.

Our focus on workforce development has grown stronger, with increased attention to training and professional growth. Despite ongoing workforce shortages in the sector, we remain proud that tikanga Māori remains at the heart of our organisation and the services we deliver.

This year also saw Te Roopu Taurima appear before the Waitangi Tribunal to seek redress and to address the inequities faced by our tāngata and our organisation. We await the Tribunal's decision in 2025 with hope and determination.

The disability sector itself has faced challenges, including the announcement of an independent review of Whaikaha (the Ministry of Disabled People) as part of broader fiscal government priorities. Despite these uncertainties, our kaimahi have shown unwavering commitment to providing support that meets the needs of our tāngata and keeps them connected to their whānau and community. It has been a privilege to work alongside you, and to see the collective contribution of strengths, experiences, and mana to the journey of Enabling Good Lives for our tāngata.

On behalf of Te Roopu Taurima we extend our heartfelt gratitude to our kaimahi, community partners, and funders for their invaluable support, trust, and belief in Te Roopu Taurima. As we move forward, we remain anchored by our vision and values and guided by the wisdom of our tipuna and anchored by the aspirations of our tāngata.

Noo reira, teenaa taatou katoa.

Karen Smith

Mana Whakahaere/CEO

Mahaki Albert

Tiamana o Te Poari



Finances

Summary Financial Statements

Cash Flow Statement

For the year ended 30 June 2024

	2024 \$000	2023 \$000
Net cashflow from operating activities	378	729
Net cashflow from investing activities	58	(894)
Net cashflow from financing activities	(408)	(358)
Net increase / (decr) in cash & equivalents	28	(523)
Cash at Beginning	7,005	7,528
Cash at end	7,033	7,005

Balance Sheet

As at 30 June 2024

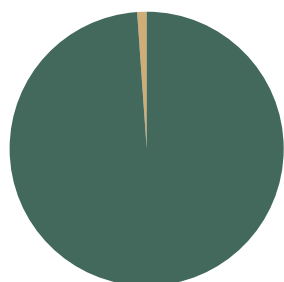
	2024 \$000	2023 \$000
Total current assets	10,753	10,534
Total non-current assets	3,379	3,927
Total assets	14,132	14,461
Total current liabilities	6,395	6,367
Total non-current liabilities	1,021	1,241
Total liabilities	7,416	7,608
Net assets	6,716	6,853
Equity		
Retained earnings	6,716	6,853
Total Equity	6,716	6,853

Income Statement

For the year ended 30 June 2024

	2024 \$000	2023 \$000
Total Revenue	44,174	41,658
Total Expenditure	44,311	41,025
Net surplus / (deficit)	(137)	633

Breakdown of Revenue

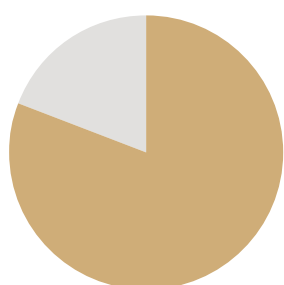


MoH Contract Revenue
Other

Revenue

	2024 \$mill	2023 \$mill
Contract Revenue	43.6	40.8
Other	0.6	0.8
Total Revenue	44.2	41.6

Breakdown of Expenditure

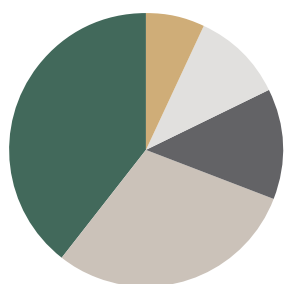


Employee cost
Supplies

Expenditure

	2024 \$mill	2023 \$mill
Employee cost	35.9	33.1
Supplies	8.4	7.9
Total Expenditure	44.3	41.0

Breakdown of Supplies



Motor Vehicle Costs
Depreciation Costs
Household Food
Admin Support
Property Utilities, Rent, R&M

Supplies

	2024 \$mill	2023 \$mill
Motor Vehicle Costs	0.6	0.7
Depreciation Costs	0.9	0.9
Household Food	1.1	1.0
Admin Support	2.5	2.2
Property Utilities, Rent, R&M	3.3	3.1
Total Supplies	8.4	7.9

Income

Compared to the previous year, Te Roopu Taurima's revenue has increased by \$2.6 million during 2023 / 24 year to total revenue of \$44.2 million.

This revenue increase represents increases in Contract Revenue.

Expenditure

Compared to previous year, Te Roopu Taurima's expenses have increased by \$3.3 million during 2023 / 24 year to total expenditure of \$44.3 million.

The Employee costs have increased during 2023 / 24 by \$2.8 million, mainly due to the costs of covering vacancies by temporary staff placements. The supply costs have increased during 2023 / 24 by \$0.5 million, mainly related to property and admin support.

Cashflow

During 2023 / 24 year, Te Roopu Taurima's Cash & equivalents have increased by \$0.03 million to total cash of \$7.03 million.